

# PFEIFER ISOFER



05/2013



**The new ISOSTOP E/Ev  
Rockfall protection barriers  
100 – 1000 kJ**

**ISOSTOP**

**ISOFER AG**

HASENTALSTRASSE 8

CH-8934 KNONAU

TELEFON +41 (0) 44 - 768 55 55

TELEFAX +41 (0) 44 - 768 55 30

E-MAIL [info@pfeifer-isofer.ch](mailto:info@pfeifer-isofer.ch)

INTERNET [www.pfeifer-isofer.ch](http://www.pfeifer-isofer.ch)

## Tested in accordance with the latest standard of the ETAG 027 test guideline



Our ISOSTOP E systems have passed the suitability test in accordance with the ETAG 027 guideline with the best possible result. After testing with 100 % nominal energy, a residual height of more than 50 % of the original height was measured in the impact zone. This corresponds to performance category A.

In another test section, the barriers were loaded twice consecutively with 33 % nominal energy without the system having to be repaired. Here as well, the test block was successfully stopped and all other test conditions were also fulfilled.

The certification test for the ISOSTOP E series was performed at the swiss federal rockfall test facility in Walenstadt. The tests were carried out by the WSL. The product certification was accomplished by the independant and officially authorized construction building and testing and research Institute TSUS.

Tested under the strict conditions  
of test guideline ETAG 027 and  
certified by a state accreditation  
authority.

# ISOSTOP

## Product benefits of ISOSTOP E at a glance

- Tested in accordance with the latest test standard (ETAG 027)
- CE compliant
- Highest performance class A
- Patented system components
- Weight reduction by optimized interaction of system components
- Easy to install
- Simple maintenance due to modular composition



## The components

### → Diagonal wire cable net

The net consists of high tensile wire cables that are fixed diagonally with cable-protecting cross clamps. The diagonal arrangement of the meshed cables allows optimum distribution of stone loading up to the load bearing cables of the ISOSTOP E systems.



### → FLEXNET wire rope net

Core element of the ISOSTOP low energy systems is the innovative new patented FLEXNET. It is characterized by its flexibility and has great reserves for a sequenz of rockfalls. The net is delivered in folded packages that allows an easy installation.



### → Rope-loop-brake element

The approved ISOFER Rope-loop-break element performs in a straight line along the entire braking distance. It's a robust and reliable component of our established barrier systems.



### → "DualSimplex" stepped brake

Our single or dual step brakes have been further developed especially for higher energy classes from 1000 kJ on. DualSimplex stepped brake is activated even at extremely low loads. At the same time, the stepped method of braking ensures that sufficient braking energy is available for 100% loading.



### → ISODISC

The new modular concepted ISODISC is the latest evolution of brake elements. It is based on the principle of ripping-material bridges to anticipate the impact energy. The modular system is optimized for the interaction with the other ISOSTOP system components.



### → Support cable system

The newly developed support/guide cable system replaces heavy and cumbersome support cables. Thanks to the guiding cable, the net can slide past on the columns. If the guide cable bends in the event of overload, the net nevertheless remains fixed to the support cables at over 60%.



### → Net attachment

For cable-protecting sliding of the nets on support cables and faster installation, the diangular wire net of the ISOSTOP E series are fixed by shackles and only stitched around the columns.



### → Columns and base plates

HEA and RPH profiles are used in the column design of the ISOSTOP E series. The transport and installation weight is thus relatively low.



### → Cable anchoring

The cable can be anchored with bow anchors, our spiral cable anchors or with the standard GEWI tie rods. We have developed the ISOFER ear-anchor for these tie rods. The ear-anchor absorbs high transverse forces and is highly durable due to thick hot-dip galvanising. The tie rod remains protected against all external influences.



### → Alarm system

The alarm system consists of a control box with control elements. The alarm is triggered through an SMS Butler and it can be programmed with various messages. The power supply will be ensured by a solar panel and a battery.



# The installation

## → Foundations

The anchoring points are measured and marked according to the installation plan. Foundations are designed by project engineers.



## → Installation handbook

The installation handbook provides the installer with detailed 3D drawings and explains all steps to be taken to erect the barrier.



## → Set up of posts

The lightweight constructed posts of the ISOSTOP barriers can easily be placed by hand, with a crane or by helicopter.



## → Retention cables

All retention cables are firmly tensioned and clamped with wire rope clips.



## → Suspension cable

The stability of the side posts is supported by suspension cables that push the impact forces to the anchoring.



## → Bearing ropes

The next installation step is the assemblage of the bearing ropes along the line of posts and to the brake elements. Upper and lower cables are tensioned individually.




## → Net installation

All nets are either shaken to the bearing ropes or the ropes are run through the net meshes directly.



## → Secondary Layer

Finally the secondary layer consisting of square mesh or hex-mesh is being installed on the up-slope side of the barrier.



## → Installation checklist

The installation checklist provides a basis for the final acceptance of the barrier.



## → Maintenance

The maintenance hand book includes a check list for the sequent servicing of the barrier to the maintain long terme performance.



## The references

### → Swiss

System: ISOSTOP 1000kJ  
Protected object: street



### → Swiss

System: ISOSTOP 1000kJ  
Protected object: railway and street



### → Swiss

System: ISOSTOP 2000kJ  
Protected object: infrastructure



### → Scotland

System: DEBRIS STOP 200-HM  
Protected object: street



### → Italy

System: ISOSTOP 1000kJ  
Protected object: street



### → Norway

System: ISOSTOP 3000kJ  
Protected object: street and infrastructures



## → Turkey

System: ISOSTOP 3000kJ

Protected object: tunnel entrances, hydroelectric power station



## → Spain / Andorra

System: ISOSTOP 3000kJ

Protected object: street and infrastructures



## → Hong Kong

System: ISOSTOP 3000kJ

Protected object: buildings and infrastructures



## → Japan

System: ISOSTOP 2000kJ

Protected object: street



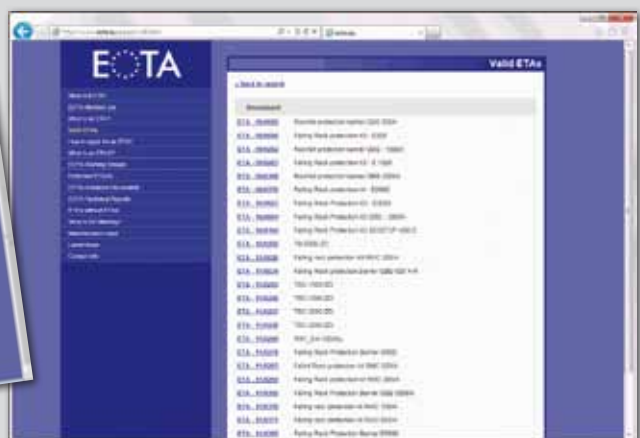
# Technical Data of ISOSTOP 100 Ev / ISOSTOP 250 E

Type	ISOSTOP 100 Ev	ISOSTOP 250 E	
<b>Product</b>	Energy class	0 (100 kJ)	1 (250 kJ)
	System height	2 – 2,5 m	2,5 – 3 m
<b>Support structure</b>	Type of post	RHP 160, zinc coated EN ISO 1461	RHP 120, zinc coated EN ISO 1461
	Ground plate	Type Looseground/Rock, zinc coated EN ISO 1461	Type Looseground/Rock, zinc coated EN ISO 1461
<b>Interception structure</b>	Net	FLEXNET	FLEXNET
	Mesh	250 x 250 mm	250 x 250 mm
	Mesh-rope	8 mm wire rope EN-12385-4, zinc coated EN 10264-2 Cl.B	8 mm wire rope EN-12385-4, zinc coated EN 10264-2 Cl.B
	Additional layer	Diagonal wire mesh	Diagonal wire mesh
	Mesh	50 x 50 mm	50 x 50 mm
	Mesh-wire (Ø)	2,5 mm, zinc coated 10244-2 Kl. A	2,5 mm, zinc coated 10244-2 Kl. A
<b>Brakes</b>	Type of brake	Rope brake	ISODISC 50
	Braking cable (Ø)	18 mm wire rope EN-12385-4, zinc coated EN 10264-2 Cl.B	-
	Braking distance	750 mm	1250 mm
<b>Ropes</b>	Main cable (Ø)	16 mm wire rope EN-12385-4, zinc coated EN 10264-2 Cl.B	18 mm wire rope EN-12385-4, zinc coated EN 10264-2 Cl.B
	Lateral cable (Ø)	12 mm wire rope EN-12385-4, zinc coated EN 10264-2 Cl.B	12 mm wire rope EN-12385-4, zinc coated EN 10264-2 Cl.B
	Retention cable (Ø)	-	12 mm wire rope EN-12385-4, zinc coated EN 10264-2 Cl.B
<b>Connection components</b>	Shackle	EN 13889, zinc coated	EN 13889, zinc coated
	Bow cable clip	EN 13411-5, zinc coated	EN 13411-5, zinc coated
	Seamy joint (Ø)	-	-
<b>Anchoring</b>	Post anchor (Ø)	GEWI bar D = 32 mm, M24 thread bar (in rock)	GEWI bar D = 25 mm, M24 thread bar (in rock)
	Lateral anchor (Ø)	GEWI bar D = 25 mm, Spiral cable anchor D = 16 mm	GEWI bar D = 25 mm, Spiral cable anchor D = 16 mm
	Retention anchor (Ø)	-	GEWI bar D = 25 mm, Spiral cable anchor D = 14 mm
<b>Product certification</b>	Test standard	ETA Guideline 027	ETA Guideline 027
	Produkt classification	Category A	Category A
	Approval-ETA No.	ETA-12/0600	-
	CE-No.	-	-



www.eota.eu

→ All the Systems are listed in the official approval list!



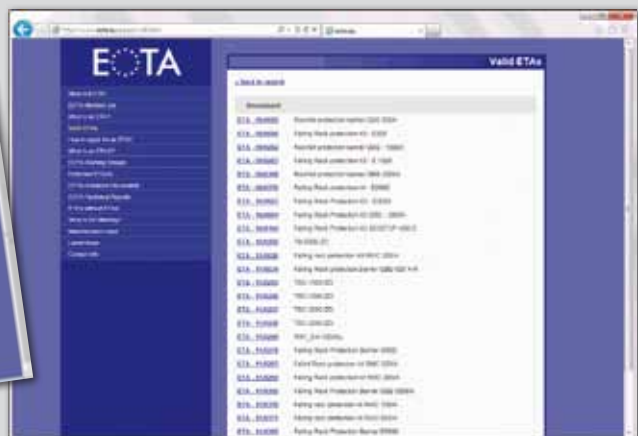
# Technical Data of ISOSTOP 500 E

	Type	ISOSTOP 500 E
<b>Product</b>	Energy class	2 (500kJ)
	System height	3 – 3,5m
<b>Support structure</b>	Type of post	HEA 100, zinc coated EN ISO 1461
	Ground plate	Type Looseground/Rock, zinc coated EN ISO 1461
<b>Interception structure</b>	Net	Diagonal wire rope net
	Mesh	300 x 300 mm
	Mesh-rope	8 mm wire rope EN-12385-4, zinc coated EN 10264-2 Cl.B
	Additional layer	Diagonal wire mesh
	Mesh	50 x 50 mm
	Mesh-wire (Ø)	2,5 mm, zinc coated 10244-2 Kl. A
<b>Brakes</b>	Type of brake	Rope brake
	Braking cable (Ø)	18 mm wire rope EN-12385-4, zinc coated EN 10264-2 Cl.B
	Braking distance	1500 mm
<b>Ropes</b>	Main cable (Ø)	18 mm wire rope EN-12385-4, zinc coated EN 10264-2 Cl.B
	Lateral cable (Ø)	12 mm wire rope EN-12385-4, zinc coated EN 10264-2 Cl.B
	Retention cable (Ø)	12 mm wire rope EN-12385-4, zinc coated EN 10264-2 Cl.B
<b>Connection components</b>	Shackle	EN 13889, zinc coated
	Bow cable clip	EN 13411-5, zinc coated
	Seamy joint (Ø)	10 mm wire rope EN-12385-4, zinc coated EN 10264-2 Cl.B
<b>Anchoring</b>	Post anchor (Ø)	GEWI bar D = 25 mm, M24 thread bar (in rock)
	Lateral anchor (Ø)	GEWI bar D = 25 mm, Spiral cable anchor D = 16 mm
	Retention anchor (Ø)	GEWI bar D = 25 mm, Spiral cable anchor D = 14 mm
<b>Product certification</b>	Test standard	ETA Guideline 027
	Produkt classification	Category A
	Approval-ETA No.	ETA-10/0194
	CE-No.	1301-CPD-0646



www.eota.eu

→ All the Systems are listed in the official approval list!



# Technical Data of ISOSTOP 1000 E

	Type	ISOSTOP 1000 E
<b>Product</b>	Energy class	3 (1000 kJ)
	System height	4 – 5 m
<b>Support structure</b>	Type of post	HEA 120, zinc coated EN ISO 1461
	Ground plate	Type Looseground/Rock, zinc coated EN ISO 1461
<b>Interception structure</b>	Net	Diagonal wire rope net
	Mesh	250 x 250 mm
	Mesh-rope	9 mm wire rope EN-12385-4, zinc coated EN 10264-2 Cl.B
	Additional layer	Diagonal wire mesh
	Mesh	50 x 50 mm
	Mesh-wire (Ø)	2,5 mm, zinc coated 10244-2 Kl. A
<b>Brakes</b>	Type of brake	Rope brake
	Braking cable (Ø)	18 mm wire rope EN-12385-4, zinc coated EN 10264-2 Cl.B
	Braking distance	3000 mm
<b>Ropes</b>	Main cable (Ø)	18 mm wire rope EN-12385-4, zinc coated EN 10264-2 Cl.B
	Lateral cable (Ø)	16 mm wire rope EN-12385-4, zinc coated EN 10264-2 Cl.B
	Retention cable (Ø)	16 mm wire rope EN-12385-4, zinc coated EN 10264-2 Cl.B
<b>Connection components</b>	Shackle	EN 13889, zinc coated
	Bow cable clip	EN 13411-5, zinc coated
	Seamy joint (Ø)	10 mm wire rope EN-12385-4, zinc coated EN 10264-2 Cl.B
<b>Anchoring</b>	Post anchor (Ø)	GEWI bar D = 25 mm, M24 thread bar (in rock)
	Lateral anchor (Ø)	GEWI bar D = 28 mm, Spiral cable anchor D = 18 mm
	Retention anchor (Ø)	GEWI bar D = 25 mm, Spiral cable anchor D = 16 mm
<b>Product certification</b>	Test standard	ETA Guideline 027
	Produkt classification	Category A
	Approval-ETA No.	ETA-12/0019
	CE-No.	1301-CPD-0754

[www.eota.eu](http://www.eota.eu)

→ All the Systems are listed in the official approval list!



# PFEIFER ISOFER

## PFEIFER Headquarters

### PFEIFER SEIL- UND HEBETECHNIK GMBH

Dr.-Karl-Lenz-Straße 66  
D-87700 MEMMINGEN  
Tel. +49 (0)83 31-937-0  
Fax +49 (0)83 31-937-294  
E-Mail [info@pfeifer.de](mailto:info@pfeifer.de)  
Internet [www.pfeifer.info](http://www.pfeifer.info)

## Distribution Protection products

### ■ Switzerland

ISOFER AG  
Hasentalstrasse 8  
CH-8934 KNONAU  
Tel. +41-44-768-55-55  
Fax +41-44-768-55-30  
E-Mail [info@pfeifer-isofer.ch](mailto:info@pfeifer-isofer.ch)  
Internet [www.pfeifer-isofer.ch](http://www.pfeifer-isofer.ch)

### ■ Italy, Greece, Portugal, Slovakia

ISOFER AG  
Tel. +39-035 53-21 74  
Fax +39-035 53-16 62  
Mobil +421-911 62 72 92  
E-Mail [officeitalia@pfeifer-isofer.ch](mailto:officeitalia@pfeifer-isofer.ch)

### ■ Spain, Andorra

ISOFER AG  
Tel. +34-965 20 93 45  
Mobil +34-608 24 35 78  
E-Mail [reinaldo@isoferspain.es](mailto:reinaldo@isoferspain.es)

### ■ Japan

Shinko Kenzai Ltd.  
46, Marushimacho, Amagasaki  
660-0086 Hyogo  
Tel. +81-(06)-6418-2621  
Fax +81-(06)-6418-6701  
E-Mail [kaihatu@shinkokenzai.co.jp](mailto:kaihatu@shinkokenzai.co.jp)  
Internet [www.shinkokenzai.co.jp](http://www.shinkokenzai.co.jp)

### ■ Hong Kong

GeoResources Ltd (GRL)  
3, 11/F, Wah Lai Ind. Ctr  
Kwei Tei Street  
Fotan, N.T.  
Tel. +852-2690-1532  
Fax +852-2690-4101  
E-Mail [grl@geotech.imsbiz.com.hk](mailto:grl@geotech.imsbiz.com.hk)

### ■ USA

Trumer North America  
14900 Interurban Ave S., Suite 271  
Seattle, Washington 98168  
United States  
Tel. +1-(855)-732-0325  
Mobil +1-(604)-908-9989  
E-Mail [a.bichler@trumer.cc](mailto:a.bichler@trumer.cc)

Distribution and consultation in the not mentioned countries is carried out by the ISOFER AG in Knonau (Switzerland).

## PFEIFER Branches

### ■ in Germany

PFEIFER DRAKO DRAHTSEILWERK  
GMBH & CO. KG  
Rheinstraße 19-23  
D-45478 MÜLHEIM a.d. Ruhr  
Tel. +49-208-42901-0  
Fax +49-208-42901-43  
E-Mail [info@drako.de](mailto:info@drako.de)

### ■ in Switzerland

ISOFER AG and  
Hasentalstrasse 8  
CH-8934 KNONAU  
Tel. +41-44-768-55-55  
Fax +41-44-768-55-30  
E-Mail [info@pfeifer-isofer.ch](mailto:info@pfeifer-isofer.ch)

### ■ in Austria

PFEIFER SEIL- UND  
HEBETECHNIK GMBH  
Harterfeldweg 2  
A-4481 ASTEN  
Tel. +43-7224-66224-0  
Fax +43-7224-66224-13  
E-Mail [psh-austria@pfeifer.de](mailto:psh-austria@pfeifer.de)

### ■ in Hungary

PFEIFER GARANT KFT.  
Gyömrői út 128  
HU-1103 BUDAPEST  
Tel. +36-1-2601014  
Fax +36-1-2620927  
E-Mail [info@pfeifer-garant.hu](mailto:info@pfeifer-garant.hu)

### ■ in Spain

PFEIFER CABLES Y EQUIPOS  
DE ELEVACIÓN S.L.  
Avda. de los Pirineos, 25 – Nave 20  
San Sebastián de los Reyes  
ES-28703 MADRID  
Tel. +34-91-659-3185  
Fax +34-91-659-3139  
E-Mail [p-es@pfeifer.de](mailto:p-es@pfeifer.de)  
BARCELONA  
Tel. +34-93-589-8446  
Fax +34-93-589-8446  
BILBAO  
Tel. +34-94-405-6332  
Fax +34-94-405-6654

### ■ in USA

PFEIFER WIRE ROPE &  
LIFTING TECHNOLOGY INC.  
600 Industry Drive  
US-HAMPTON, VA 23661  
Tel. +1-757 825 2544  
Fax +1-757 825 2546  
E-Mail [info@pfeifer.us.com](mailto:info@pfeifer.us.com)

### ■ in Poland

PFEIFER TECHNIKA LINOWA  
I DZWIGOWA SP. Z O.O.  
ul. Wrocławska 68  
PL-55330 KREPICE k/Wrocławia  
Tel. +48-71-3980760  
Fax +48-71-3980769  
E-Mail [info@pfeifer.pl](mailto:info@pfeifer.pl)

### ■ in the United Kingdom/Ireland

PFEIFER DRAKO LTD.  
Marshfield Bank,  
Woolstanwood  
GB-CREWE CW2 8UY  
Tel. +44-1270-587728  
Fax +44-1270-587913  
E-Mail [admin@pfeiferdrako.co.uk](mailto:admin@pfeiferdrako.co.uk)

### ■ in the United Kingdom/Ireland

PFEIFER ROPE & TACKLE LTD.  
North Road, Marchwood  
Industrial Park  
GB-SOUTHAMPTON SO40 4BL  
Tel. +44-23-8066-5470  
Fax +44-23-8066-5471

### ■ in Brazil

PFEIFER CABOS DE AÇO E  
SISTEMAS DE IÇAMENTO LTDA.  
Rua da Regeneração, 465  
21040-170 RIO DE JANEIRO  
Tel. +55-21-2560-0673  
E-Mail [info@pfeifer-brasil.com](mailto:info@pfeifer-brasil.com)

### ■ in China

PFEIFER STEEL WIRE ROPE  
(SHANGHAI) CO., LTD.  
No. 159 Yong He Road,  
Zha Bei District  
SHANGHAI 200072, P. R. C.  
Tel. +86-21-56778006  
Fax +86-21-56779229  
E-Mail [info@pfeifer.com.cn](mailto:info@pfeifer.com.cn)

### ■ in Luxembourg

PFEIFER SOGEQUIP S. À R. L.  
Zone Ind. Schiffflange-Foetz  
L-3844 SCHIFFFLANGE  
Tel. +352-57 42 42  
Fax +352-57 42 62  
E-Mail [sogequip@pt.lu](mailto:sogequip@pt.lu)

### ■ in UAE

PFEIFER MIDDLE EAST WIRE ROPE  
& LIFTING TECHNOLOGY FZE  
Jebel Ali Free Zone 1, RA08UA07,  
PO Box 263081, DUBAI, UAE  
Tel. +971-4-883-8445  
Fax +971-4-883-8446

### ■ in Russia

OOO PFEIFER  
KANATI & PODJÖMNIJE TEHNOLOGII  
RU-111141 MOSCOW  
Pyzhevskiy pereulok,  
h. 5, bld.1, office 108  
Tel. +7-495-363-01-27  
Fax +7-495-363-01-28  
E-Mail [info@pfeiferrussia.ru](mailto:info@pfeiferrussia.ru)  
RU-193079 ST. PETERSBURG  
Tel. +7-812-740-12-24  
Fax +7-812-493-48-21